





1  Draw a thin bent line in order to define the direction of the eyebrow


2  Emphasize the bent line above


3  Draw further short lines following the bent line from in to out


4  Draw the iris then emphasize the pupil in the middle


5  Shade the iris with grey

6  Emphasize from above to under

7  Add further shadow which is caused by the eyelid at the sclera

8  Add eyelash and further shadow under the eyebrow and a little at the eyelid

9  You can use your fingers to blend the shadow in further and smoothly

10  Remember the distance between 2 eyes is the width of one eye